

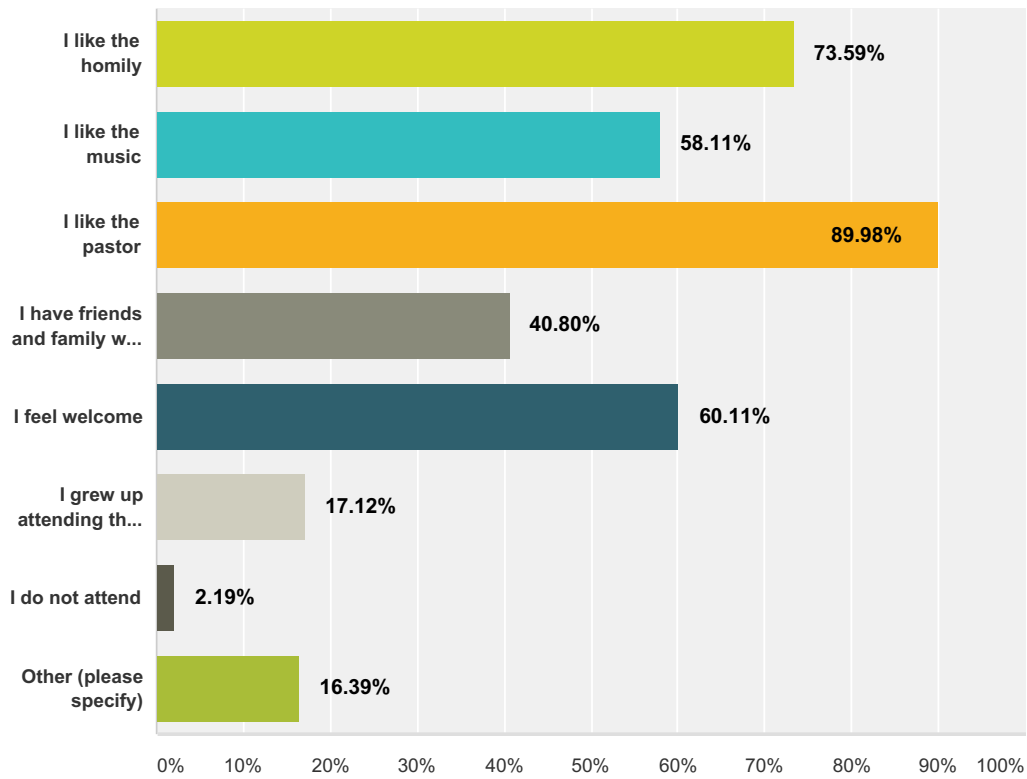
Q1 Please indicate your your level of agreement with the following:

Answered: 551 Skipped: 3

	Strongly Agree	Agree	Disagree	Strongly Disagree	I Don't Know/No Opinion	Total	Weighted Average
Attending Mass at St. Bridget is meaningful to me.	72.00% 396	26.18% 144	0.55% 3	0.36% 2	0.91% 5	550	1.27
The music facilitates participation in the Eucharistic celebration.	61.97% 339	34.73% 190	1.65% 9	0.55% 3	1.10% 6	547	1.39
Newcomers are made to feel welcome at Mass.	58.29% 320	35.52% 195	1.64% 9	0.18% 1	4.37% 24	549	1.35
St. Bridget church facilities are well maintained.	64.72% 354	32.18% 176	2.74% 15	0.18% 1	0.18% 1	547	1.38
The people of St. Bridget cultivate a strong sense of community in our church.	45.80% 251	47.99% 263	3.28% 18	0.36% 2	2.55% 14	548	1.53
I see St. Bridget as a community of friends.	42.57% 232	47.16% 257	4.59% 25	0.37% 2	5.32% 29	545	1.52
I feel comfortable inviting others to St. Bridget.	60.77% 333	35.77% 196	1.64% 9	0.00% 0	1.82% 10	548	1.37
The music selections are appropriate for the Mass.	51.38% 280	44.22% 241	2.57% 14	0.55% 3	1.28% 7	545	1.50
I am engaged and enjoy participating in the Mass.	59.60% 326	37.29% 204	0.55% 3	0.37% 2	2.19% 12	547	1.37
I feel good about the future of this parish.	46.22% 251	43.65% 237	4.42% 24	0.55% 3	5.16% 28	543	1.49
I am welcomed by a greeter when I enter the church.	46.17% 253	45.62% 250	5.84% 32	0.00% 0	2.37% 13	548	1.55
Ushers are available and helpful.	55.66% 305	37.77% 207	2.55% 14	0.18% 1	3.83% 21	548	1.40
The overall environment at St. Bridget Church is welcoming.	57.04% 312	40.04% 219	1.83% 10	0.00% 0	1.10% 6	547	1.43
There is a good balance of traditional and contemporary music.	44.42% 243	45.34% 248	5.67% 31	1.28% 7	3.29% 18	547	1.57
There are adequate opportunities for fellowship following Mass.	49.36% 270	44.24% 242	3.47% 19	0.18% 1	2.74% 15	547	1.49
St. Bridget staff is welcoming and courteous.	62.85% 340	33.64% 182	1.29% 7	0.00% 0	2.22% 12	541	1.34

Q2 The primary reason(s) I attend Mass at St. Bridget is:

Answered: 549 Skipped: 5



Answer Choices	Responses
I like the homily	73.59% 404
I like the music	58.11% 319
I like the pastor	89.98% 494
I have friends and family who also attend	40.80% 224
I feel welcome	60.11% 330
I grew up attending this church	17.12% 94
I do not attend	2.19% 12
Other (please specify)	16.39% 90
Total Respondents: 549	

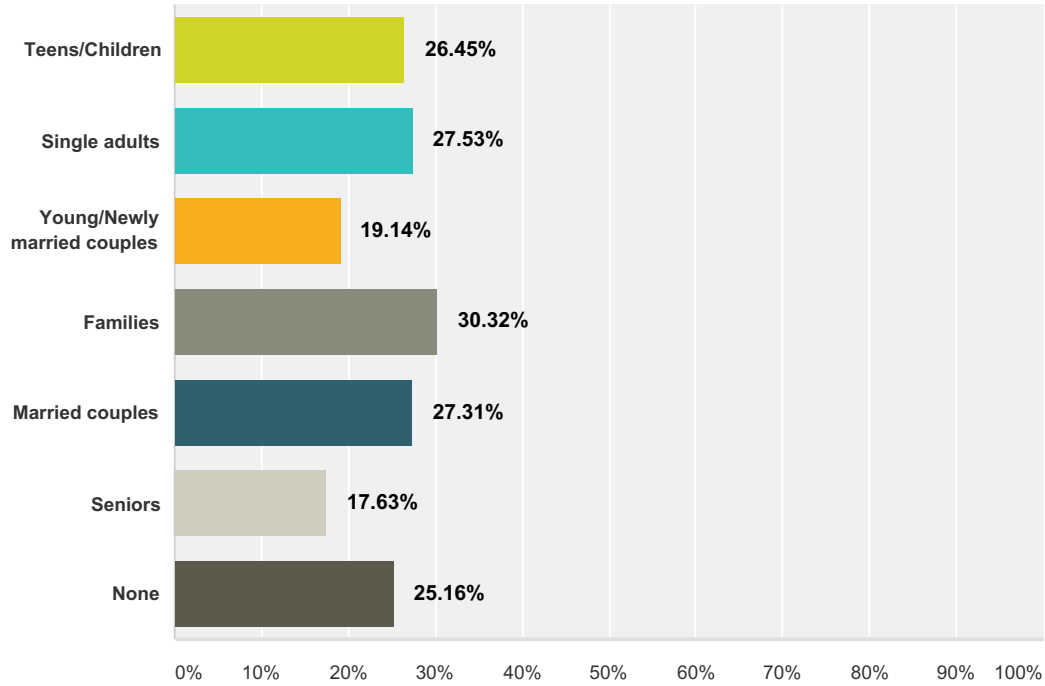
Q3 If you do not attend Mass at St. Bridget regularly, please indicate why. (check all that apply)

Answered: 160 Skipped: 394

Answer Choices	Responses	
My family schedule is too busy	34.38%	55
Faith is not important	0.63%	1
I travel regularly	20.00%	32
Mass times are not convenient	6.25%	10
I don't feel welcome	3.75%	6
I have moved out of town	5.00%	8
Other (please specify)	52.50%	84
Total Respondents: 160		

Q4 For which age groups should the parish offer more social opportunities? (check all that apply)

Answered: 465 Skipped: 89



Answer Choices	Responses
Teens/Children	26.45% 123
Single adults	27.53% 128
Young/Newly married couples	19.14% 89
Families	30.32% 141
Married couples	27.31% 127
Seniors	17.63% 82
None	25.16% 117
Total Respondents: 465	

Q5 Please indicate your agreement with the following statements:

Answered: 520 Skipped: 34

	Strongly Agree	Agree	Disagree	Strongly Disagree	I Don't Know/No Opinion	Total	Weighted Average
Sufficient faith formation and religious education programs are available for children and youth.	31.27% 162	43.44% 225	3.28% 17	0.97% 5	21.04% 109	518	1.32
Sufficient adult faith formation educational opportunities are available in the parish.	25.83% 133	50.87% 262	7.96% 41	0.58% 3	14.76% 76	515	1.54
Skilled and knowledgeable people coordinate and facilitate St. Bridget religious education programs (e.g. Faith Formation, RCIA, sacramental preparation).	35.52% 184	42.47% 220	1.35% 7	0.58% 3	20.08% 104	518	1.27
The parish provides sufficient opportunities for individuals to more fully develop their prayer life.	31.91% 164	50.19% 258	7.20% 37	0.39% 2	10.31% 53	514	1.55

Q6 If you have a child or children attending the Wednesday night K-5 Faith Formation program, please answer the following:

Answered: 104 Skipped: 450

	Strongly Agree	Agree	Disagree	Strongly Disagree	I Don't Know/No Opinion	Total	Weighted Average
I feel that the K-5 faith formation program meets my child's/children's faith development needs.	18.45% 19	23.30% 24	12.62% 13	2.91% 3	42.72% 44	103	1.15
The class time and schedule work for my family.	15.53% 16	33.01% 34	10.68% 11	0.00% 0	40.78% 42	103	1.14
The content is age appropriate for my child/children and helps them grow in their faith.	22.55% 23	23.53% 24	9.80% 10	0.98% 1	43.14% 44	102	1.03
As a parent I enjoy and find value in attending class with my child.	15.53% 16	25.24% 26	12.62% 13	1.94% 2	44.66% 46	103	1.12
I receive adequate communication from the coordinator regarding the faith formation program.	33.65% 35	20.19% 21	0.96% 1	0.00% 0	45.19% 47	104	0.77
My child/children feel(s) welcome and enjoys attending class.	19.42% 20	25.24% 26	7.77% 8	1.94% 2	45.63% 47	103	1.01

Q7 If you have a child or children age K-5th grade and your family does not attend the K-5 Faith Formation Wednesday night class, please indicate why: (check all that apply)

Answered: 84 Skipped: 470

Answer Choices	Responses	
The time the class offered doesn't work for my family.	9.52%	8
I don't like the curriculum.	1.19%	1
I feel the group size is too large.	2.38%	2
I don't care for the combined grade structure.	4.76%	4
My children attend St. Bridget Parish School.	32.14%	27
Other (please specify)	50.00%	42
Total	84	

Q8 If you use the K- 5 At-Home Faith Formation program only, please answer the following questions:

Answered: 49 Skipped: 505

	Strongly Agree	Agree	Disagree	Strongly Disagree	I Don't Know/No Opinion	Total	Weighted Average
The books are age appropriate for my child or children.	2.22% 1	31.11% 14	4.44% 2	0.00% 0	62.22% 28	45	0.78
I feel the books effectively allow me to teach our Catholic faith.	2.13% 1	31.91% 15	2.13% 1	2.13% 1	61.70% 29	47	0.81
I like the options provided for also participating with the traditional K-5 program events.	4.55% 2	27.27% 12	2.27% 1	2.27% 1	63.64% 28	44	0.75
I receive adequate and beneficial communication from the faith formation coordinator as it pertains to my family.	14.89% 7	27.66% 13	2.13% 1	0.00% 0	55.32% 26	47	0.77

Q9 If you have a child or children attending the grade 6 through grade 11 Faith Formation program please answer the following:

Answered: 106 Skipped: 448

	Strongly Agree	Agree	Disagree	Strongly Disagree	I Don't Know/No Opinion	Total	Weighted Average
Overall I feel that the grade 6 - grade 11 program meets my child or children's faith development needs.	22.86% 24	41.90% 44	7.62% 8	3.81% 4	23.81% 25	105	1.45
The content is age appropriate for my child/children and helps them grow in their faith.	24.76% 26	42.86% 45	6.67% 7	2.86% 3	22.86% 24	105	1.42
I like the resources used to support the youth faith formation program.	20.39% 21	40.78% 42	4.85% 5	3.88% 4	30.10% 31	103	1.32
The class time and schedule works for my family.	27.18% 28	48.54% 50	2.91% 3	0.97% 1	20.39% 21	103	1.37
My child/children feel(s) welcome and enjoys attending class.	22.12% 23	37.50% 39	12.50% 13	2.88% 3	25.00% 26	104	1.46
I receive adequate communication from the coordinator regarding this program.	32.35% 33	38.24% 39	5.88% 6	0.98% 1	22.55% 23	102	1.30
The amount of parental involvement with the class is appropriate.	19.42% 20	46.60% 48	5.83% 6	0.97% 1	27.18% 28	103	1.34
My family finds value in the service opportunities.	27.18% 28	40.78% 42	0.97% 1	0.97% 1	30.10% 31	103	1.16
We are excited about the upcoming social opportunities for youth.	23.53% 24	30.39% 31	0.00% 0	1.96% 2	44.12% 45	102	0.92

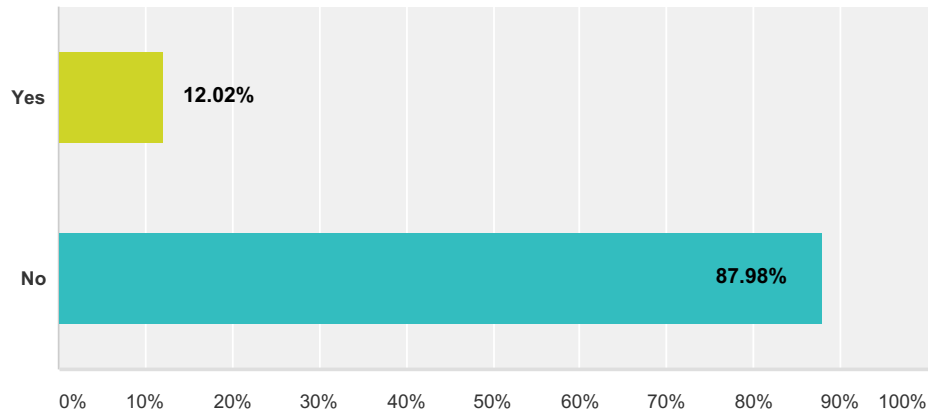
Q10 If your child/children have been involved in a sacramental preparation program (First Reconciliation, First Communion, Confirmation), please answer the following:

Answered: 195 Skipped: 359

	Strongly Agree	Agree	Disagree	Strongly Disagree	I Don't Know/No Opinion	Total	Weighted Average
The preparation materials were age appropriate.	44.10% 86	47.69% 93	1.03% 2	0.51% 1	6.67% 13	195	1.78
The preparation program met the spiritual needs of my child/children.	40.72% 79	46.39% 90	5.15% 10	0.52% 1	7.22% 14	194	1.87
I received adequate communication from the coordinator and knew what was expected.	50.52% 98	40.72% 79	2.58% 5	0.00% 0	6.19% 12	194	1.71
The amount of parental involvement with the sacrament was appropriate.	41.54% 81	46.15% 90	5.64% 11	0.00% 0	6.67% 13	195	1.84

Q11 Do you attend the Wednesday evening meal before Faith Formation?

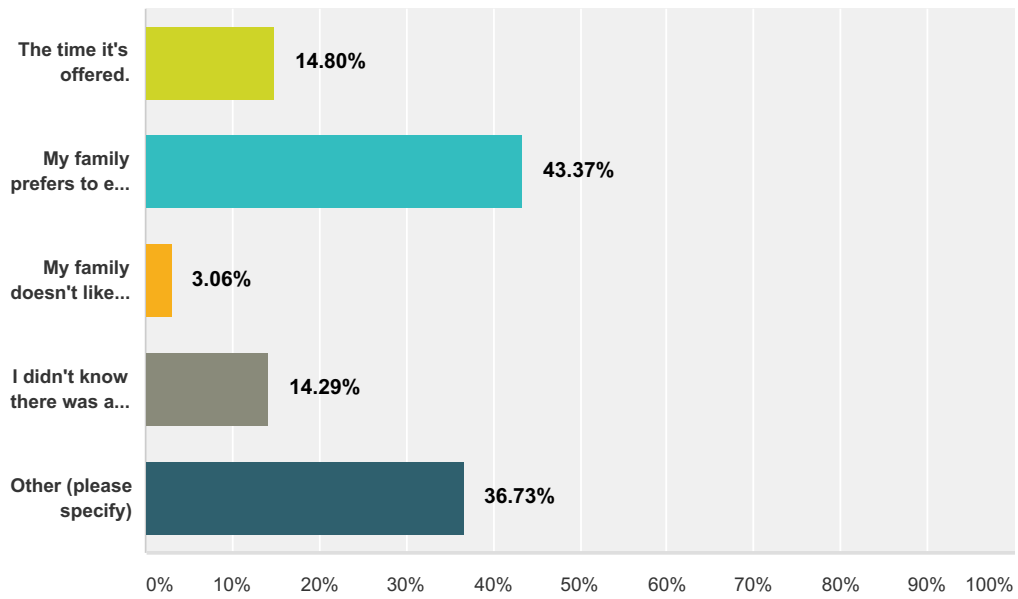
Answered: 258 Skipped: 296



Answer Choices	Responses
Yes	12.02% 31
No	87.98% 227
Total	258

Q12 If you do not attend the meal, why not?

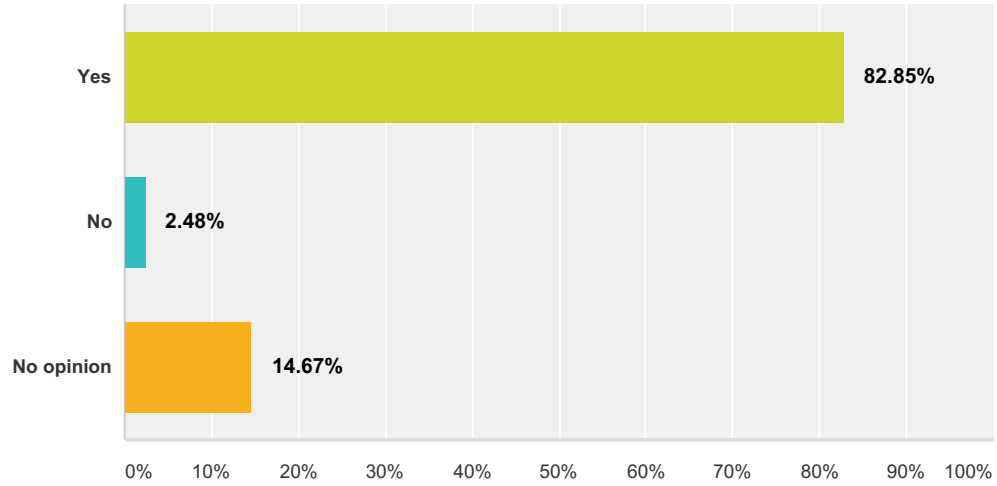
Answered: 196 Skipped: 358



Answer Choices	Responses
The time it's offered.	14.80% 29
My family prefers to eat at home.	43.37% 85
My family doesn't like the food served.	3.06% 6
I didn't know there was a meal.	14.29% 28
Other (please specify)	36.73% 72
Total Respondents: 196	

Q13 As a parishioner, do you value the role St. Bridget Parish School plays in educating our youth about our faith?

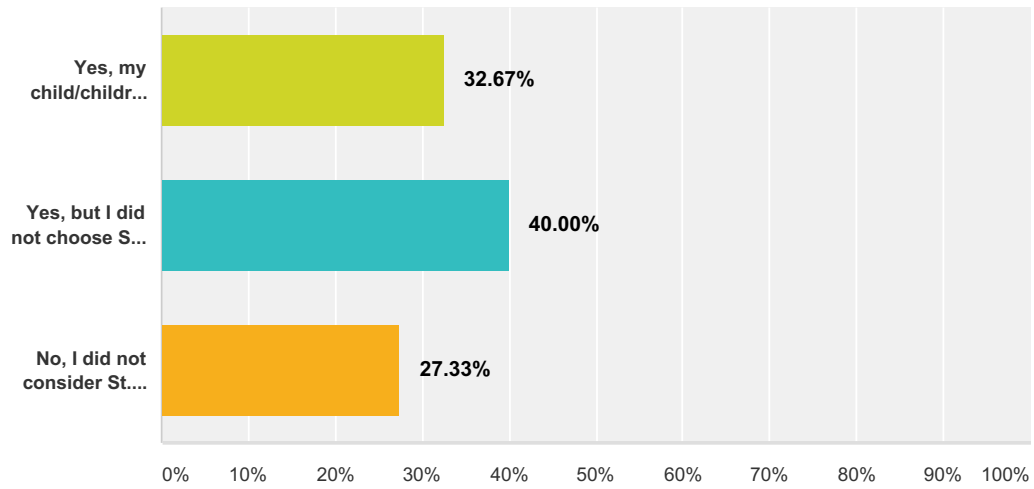
Answered: 484 Skipped: 70



Answer Choices	Responses
Yes	82.85% 401
No	2.48% 12
No opinion	14.67% 71
Total	484

Q14 If you have school age children (preK - grade 8), did you consider St. Bridget Parish School?

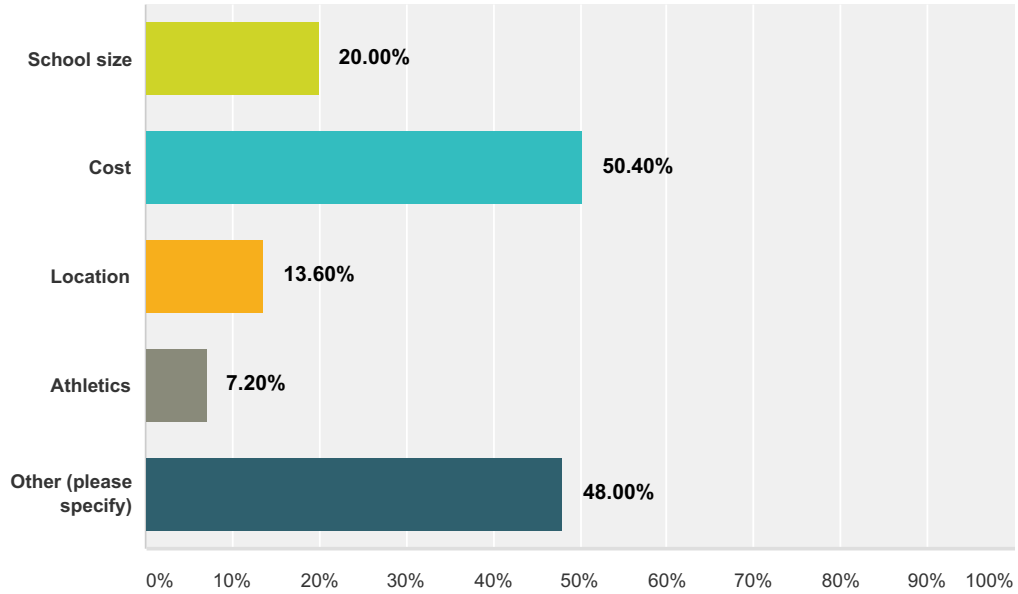
Answered: 150 Skipped: 404



Answer Choices	Responses
Yes, my child/children attend St. Bridget Parish School	32.67% 49
Yes, but I did not choose St. Bridget Parish School	40.00% 60
No, I did not consider St. Bridget Parish School	27.33% 41
Total	150

Q15 If you chose NOT to send your child/children to St. Bridget, please indicate why. (check all that apply)

Answered: 125 Skipped: 429



Answer Choices	Responses	Count
School size	20.00%	25
Cost	50.40%	63
Location	13.60%	17
Athletics	7.20%	9
Other (please specify)	48.00%	60
Total Respondents: 125		

Q16 Do you have any suggestions to improve any of our Faith Formation programs?

Answered: 63 Skipped: 491

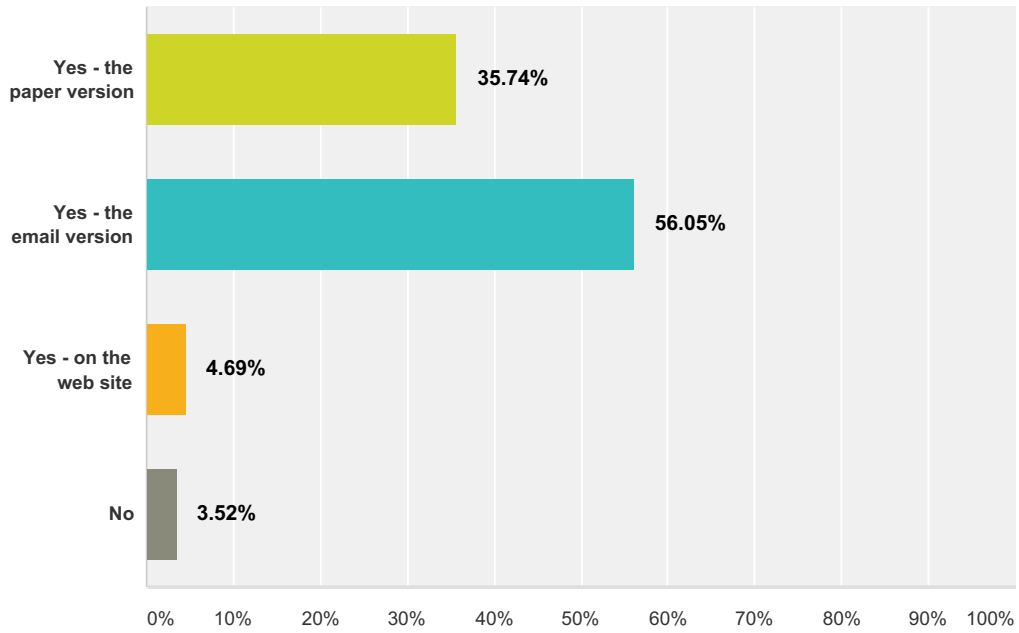
Q17 Please rank the following forms of church communication from most to least effective with 1 being the most effective and 6 being the least effective.

Answered: 496 Skipped: 58

	1	2	3	4	5	6	Total	Score
Weekly Bulletin	56.87% 236	20.48% 85	10.60% 44	5.54% 23	2.17% 9	4.34% 18	415	5.11
Website	9.18% 38	19.81% 82	18.36% 76	20.05% 83	26.57% 110	6.04% 25	414	3.47
Quarterly Newsletter	1.72% 7	6.39% 26	18.67% 76	26.04% 106	23.83% 97	23.34% 95	407	2.66
On screen messages before Mass	5.49% 23	17.90% 75	25.78% 108	22.67% 95	17.90% 75	10.26% 43	419	3.40
Announcements after Mass	28.41% 129	29.52% 134	16.74% 76	13.66% 62	8.37% 38	3.30% 15	454	4.46
Social Media	9.61% 44	8.08% 37	13.10% 60	10.04% 46	14.63% 67	44.54% 204	458	2.54

Q18 Do you read the parish bulletin?

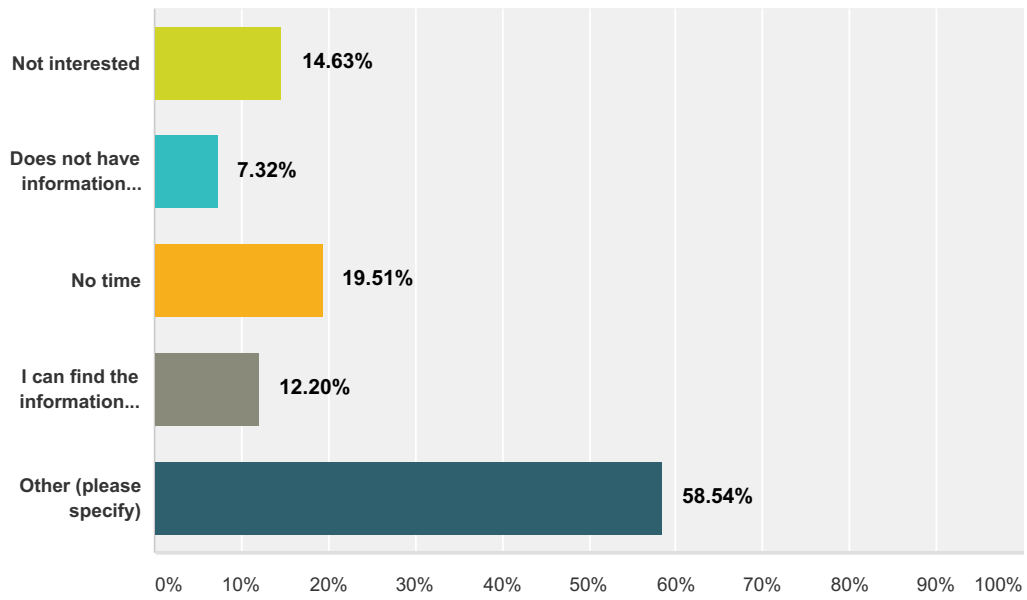
Answered: 512 Skipped: 42



Answer Choices	Responses	
Yes - the paper version	35.74%	183
Yes - the email version	56.05%	287
Yes - on the web site	4.69%	24
No	3.52%	18
Total		512

Q19 If you do not read the bulletin, can you tell us why?

Answered: 41 Skipped: 513



Answer Choices	Responses
Not interested	14.63% 6
Does not have information that is important to me	7.32% 3
No time	19.51% 8
I can find the information elsewhere	12.20% 5
Other (please specify)	58.54% 24
Total Respondents: 41	

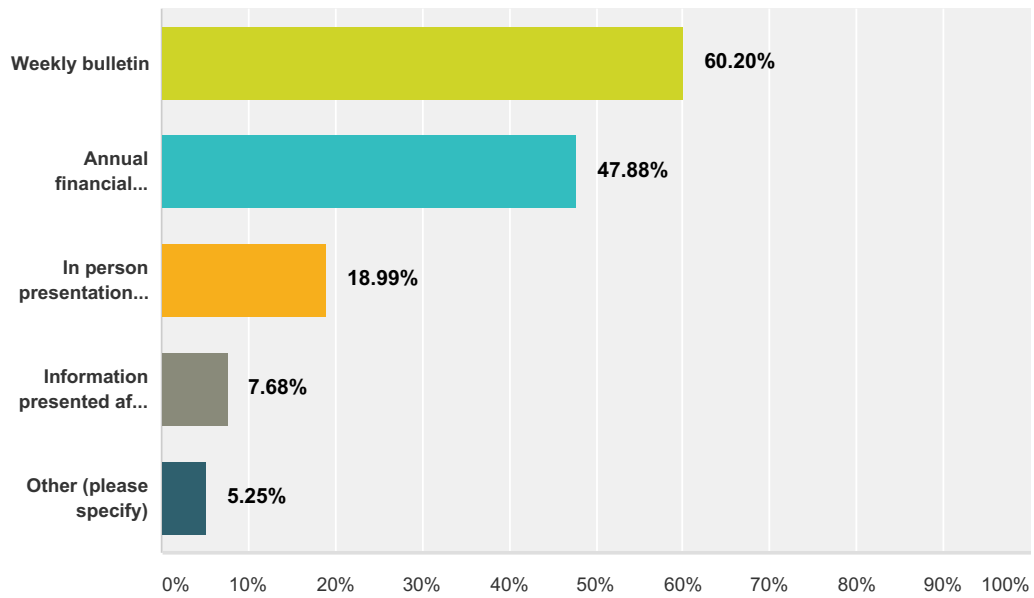
Q20 Please indicate your agreement with the following statements.

Answered: 510 Skipped: 44

	Strongly Agree	Agree	Disagree	Strongly Disagree	I Don't Know/No Opinion	Total	Weighted Average
I receive adequate information about parish finances.	25.74% 130	60.20% 304	6.53% 33	1.19% 6	6.34% 32	505	1.70
I feel well informed about the programs and activities of this church.	30.65% 156	60.51% 308	5.30% 27	0.79% 4	2.75% 14	509	1.71
In our church it is easy to find out what is going on.	32.02% 162	60.08% 304	4.74% 24	0.59% 3	2.57% 13	506	1.69
The parish bulletin provides me with adequate information about parish life.	34.32% 174	58.78% 298	3.16% 16	0.59% 3	3.16% 16	507	1.64
I have a clear sense of our St. Bridget's mission and purpose.	32.61% 165	59.29% 300	3.56% 18	0.79% 4	3.75% 19	506	1.65

Q21 How would you like to be informed about parish finances?

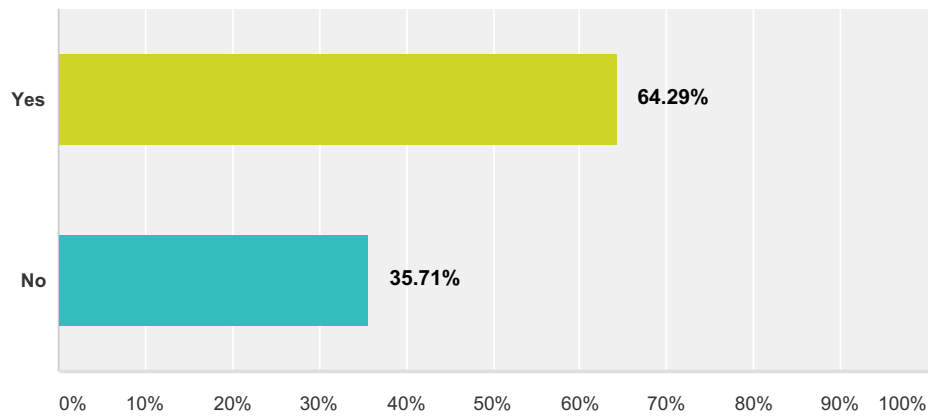
Answered: 495 Skipped: 59



Answer Choices	Responses
Weekly bulletin	60.20% 298
Annual financial report	47.88% 237
In person presentation by the finance council at Mass	18.99% 94
Information presented after Mass in the fellowship hall	7.68% 38
Other (please specify)	5.25% 26
Total Respondents: 495	

Q22 Do you understand the role of parish pastoral council?

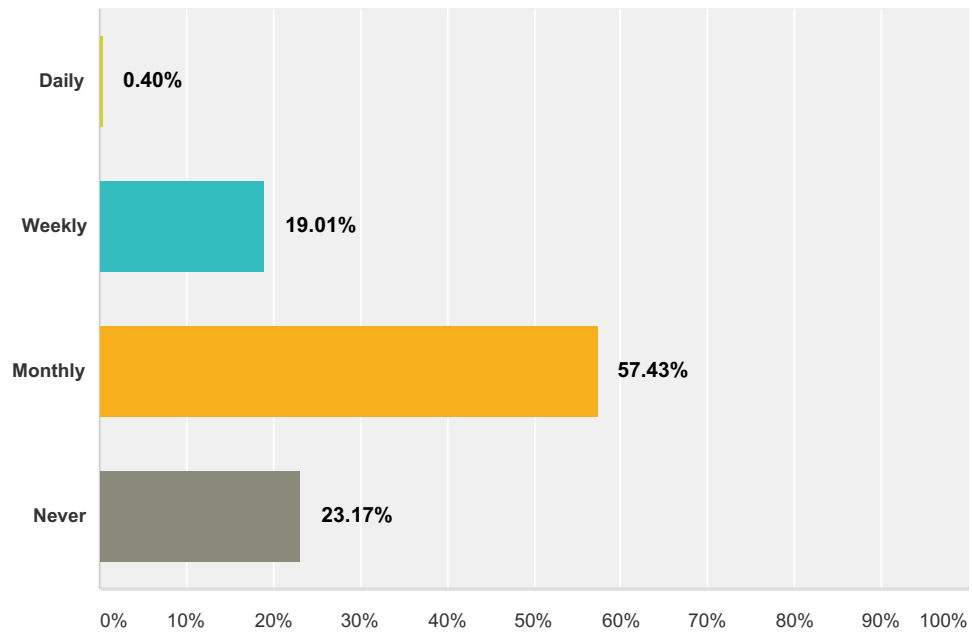
Answered: 504 Skipped: 50



Answer Choices	Responses
Yes	64.29% 324
No	35.71% 180
Total	504

Q23 How often do you visit the parish website?

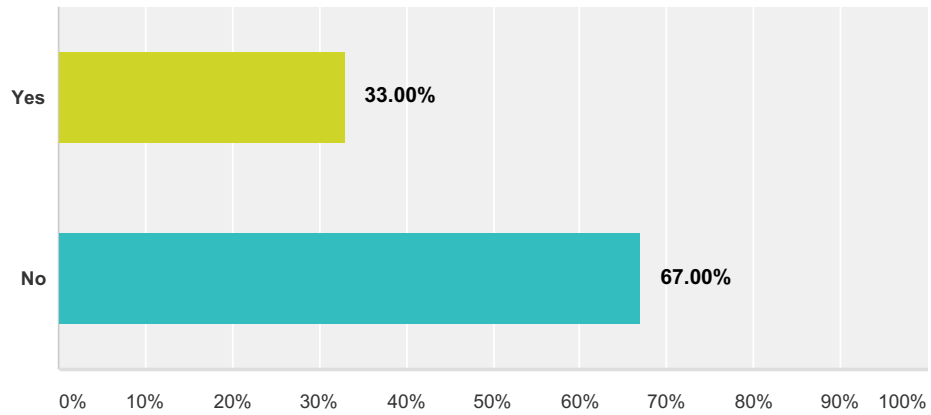
Answered: 505 Skipped: 49



Answer Choices	Responses	Count
Daily	0.40%	2
Weekly	19.01%	96
Monthly	57.43%	290
Never	23.17%	117
Total		505

Q24 Do you follow us on Facebook?

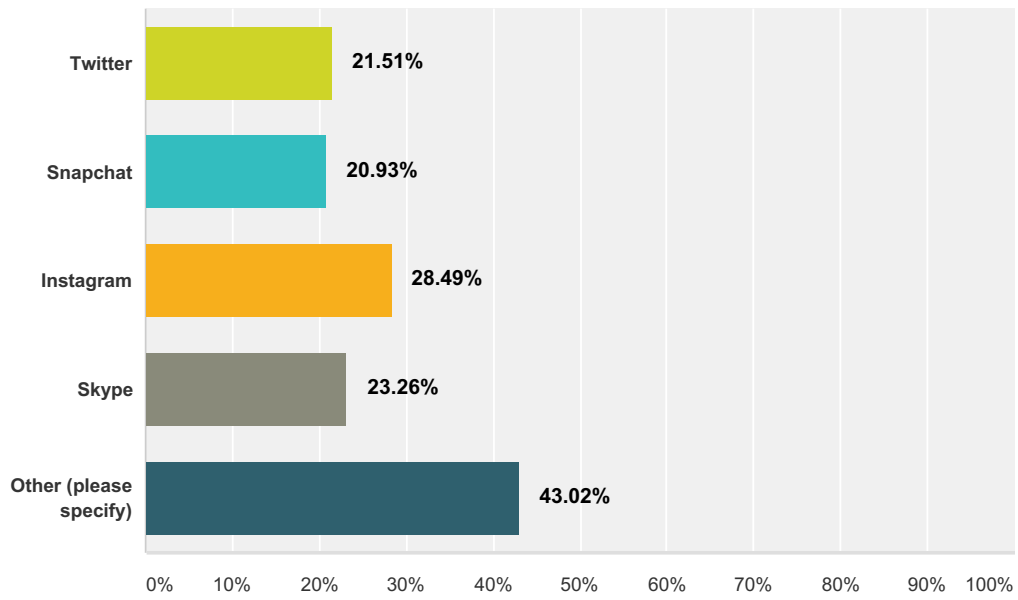
Answered: 506 Skipped: 48



Answer Choices	Responses	Count
Yes	33.00%	167
No	67.00%	339
Total		506

Q25 What other forms of communication do you use?

Answered: 172 Skipped: 382



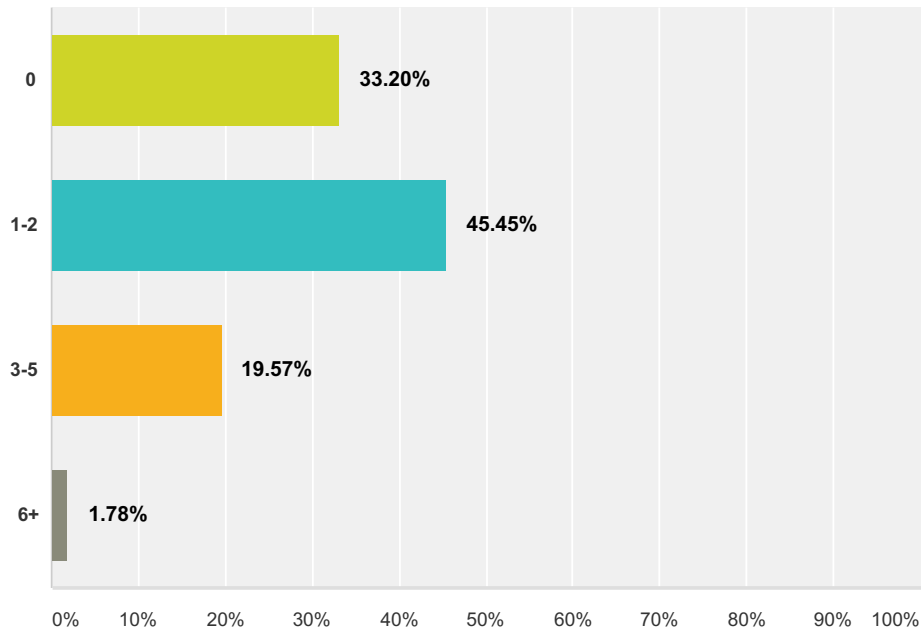
Answer Choices	Responses	
Twitter	21.51%	37
Snapchat	20.93%	36
Instagram	28.49%	49
Skype	23.26%	40
Other (please specify)	43.02%	74
Total Respondents: 172		

Q26 Please indicate how we can improve parish communication.

Answered: 66 Skipped: 488

Q27 In how many parish organizations, committees, groups and/or ministries do you participate?

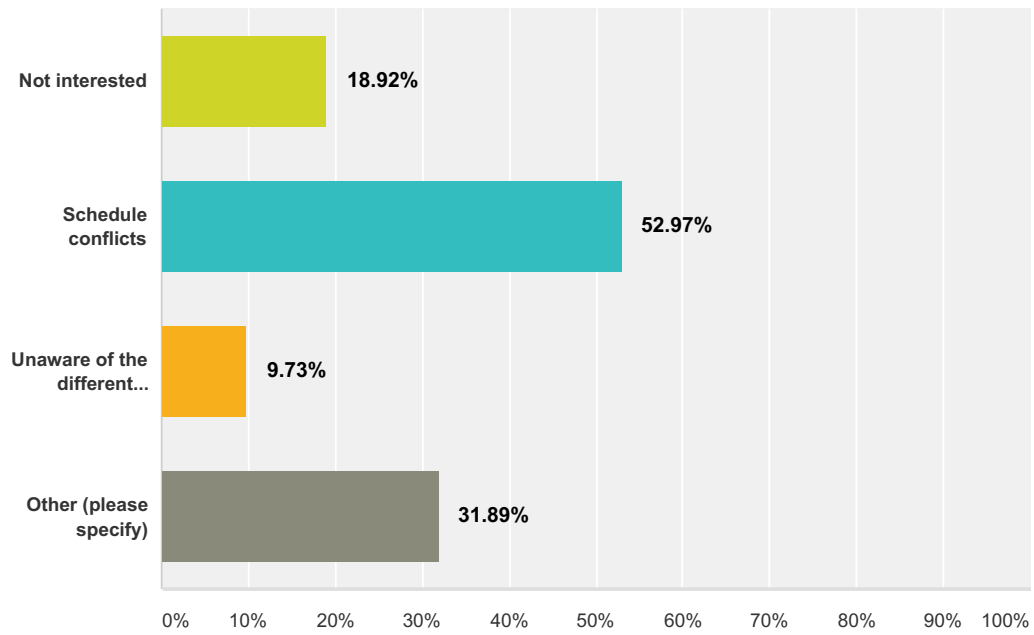
Answered: 506 Skipped: 48



Answer Choices	Responses	
0	33.20%	168
1-2	45.45%	230
3-5	19.57%	99
6+	1.78%	9
Total		506

Q28 If none, can you tell us why you do not participate?

Answered: 185 Skipped: 369



Answer Choices	Responses	
Not interested	18.92%	35
Schedule conflicts	52.97%	98
Unaware of the different opportunities	9.73%	18
Other (please specify)	31.89%	59
Total Respondents: 185		

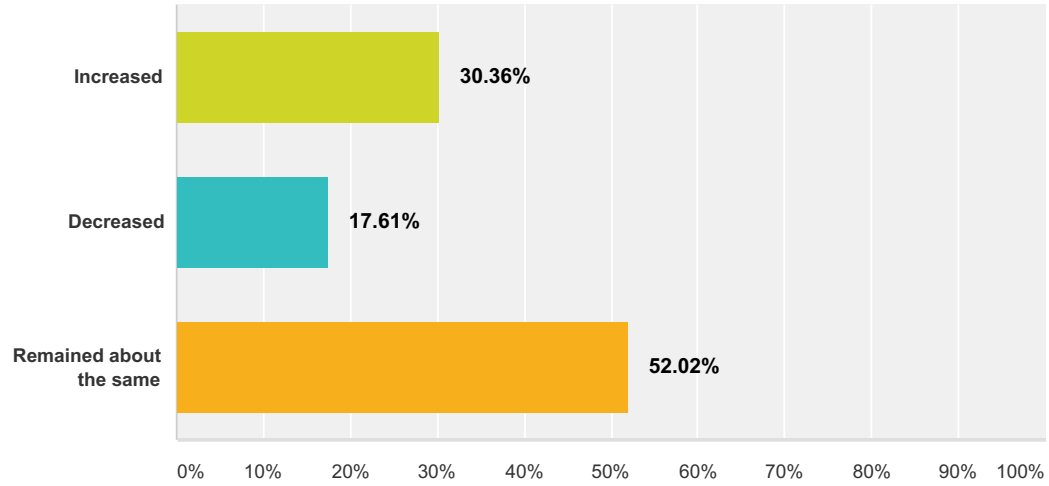
Q29 Please tell us about your involvement at. St. Bridget church.

Answered: 503 Skipped: 51

	Strongly Agree	Agree	Disagree	Strongly Disagree	I Don't Know/No Opinion	Total	Weighted Average
I consider myself an active member of this congregation and feel invested in this parish.	31.78% 157	50.81% 251	11.34% 56	2.02% 10	4.05% 20	494	1.76
As a member of this congregation, I feel called to share my gifts and talents either within or outside the church.	31.71% 156	49.19% 242	8.94% 44	1.22% 6	8.94% 44	492	1.62
I know what ministries and programs are available in this church.	30.16% 149	57.89% 286	7.09% 35	0.20% 1	4.66% 23	494	1.68
Parishioners are encouraged and invited to become involved in parish activities.	43.38% 213	50.71% 249	3.05% 15	0.00% 0	2.85% 14	491	1.54

Q30 Has your parish involvement increased, decreased, or remained about the same in the past three years?

Answered: 494 Skipped: 60



Answer Choices	Responses
Increased	30.36% 150
Decreased	17.61% 87
Remained about the same	52.02% 257
Total	494

**Q31 What could we do to improve the
ministry experience and increase
parishioner involvement?**

Answered: 109 Skipped: 445

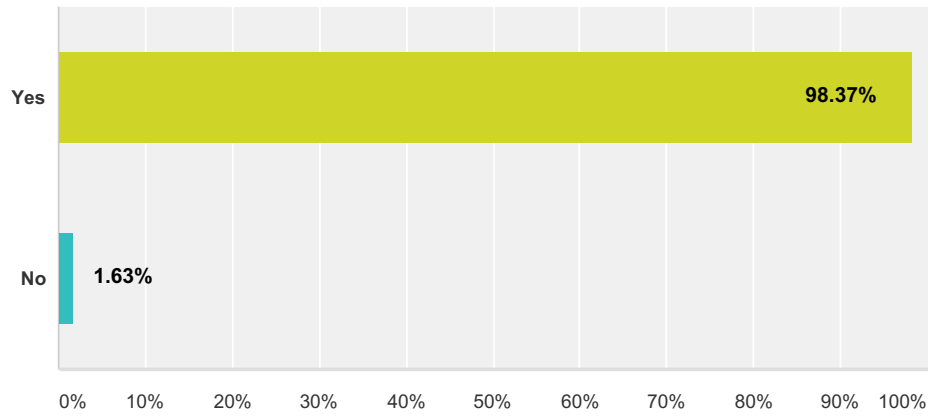
Q32 Please identify our parish strengths and weaknesses. (check all that apply)

Answered: 503 Skipped: 51

	Strength	Needs Improvement	Weakness	Don't Know	Total	Weighted Average
Mass Experience	97.60% 488	2.00% 10	0.20% 1	0.20% 1	500	1.02
Music	86.63% 434	10.38% 52	1.60% 8	1.40% 7	501	1.12
Children's Faith Formation	41.49% 200	12.24% 59	1.87% 9	44.40% 214	482	0.72
Youth Ministry	39.54% 191	8.49% 41	1.45% 7	50.52% 244	483	0.61
Facilities	89.45% 441	6.29% 31	0.41% 2	3.85% 19	493	1.03
Adult Faith Formation	40.25% 196	16.63% 81	2.46% 12	40.66% 198	487	0.81
Communication	83.44% 408	12.88% 63	0.20% 1	3.48% 17	489	1.10
Fellowship	76.91% 373	14.43% 70	1.86% 9	6.80% 33	485	1.11
Parish School	45.66% 221	8.06% 39	1.03% 5	45.25% 219	484	0.65
Ministry Involvement	51.88% 248	23.01% 110	1.67% 8	23.43% 112	478	1.03
Welcoming New Members	63.88% 313	15.71% 77	2.65% 13	17.76% 87	490	1.03
Outreach to Potential Members	32.09% 155	20.50% 99	3.31% 16	44.10% 213	483	0.83
Community Involvement	76.18% 371	11.50% 56	0.62% 3	11.70% 57	487	1.01
Service to those in need	80.62% 391	5.36% 26	0.62% 3	13.40% 65	485	0.93

Q33 Are you a registered member of St. Bridget Church?

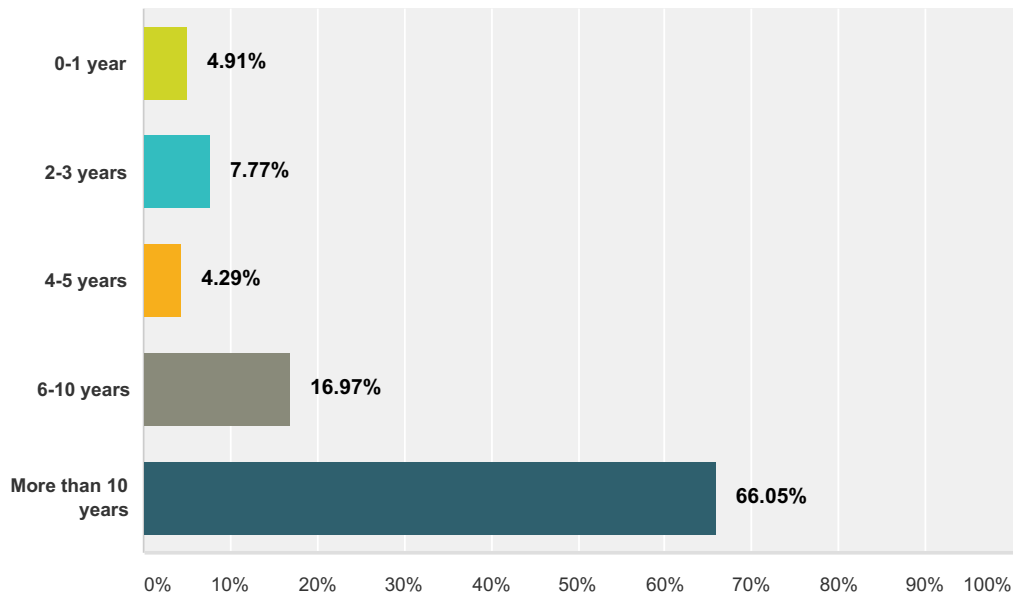
Answered: 492 Skipped: 62



Answer Choices	Responses	
Yes	98.37%	484
No	1.63%	8
Total		492

Q34 How long have you been a registered member of St. Bridget Church?

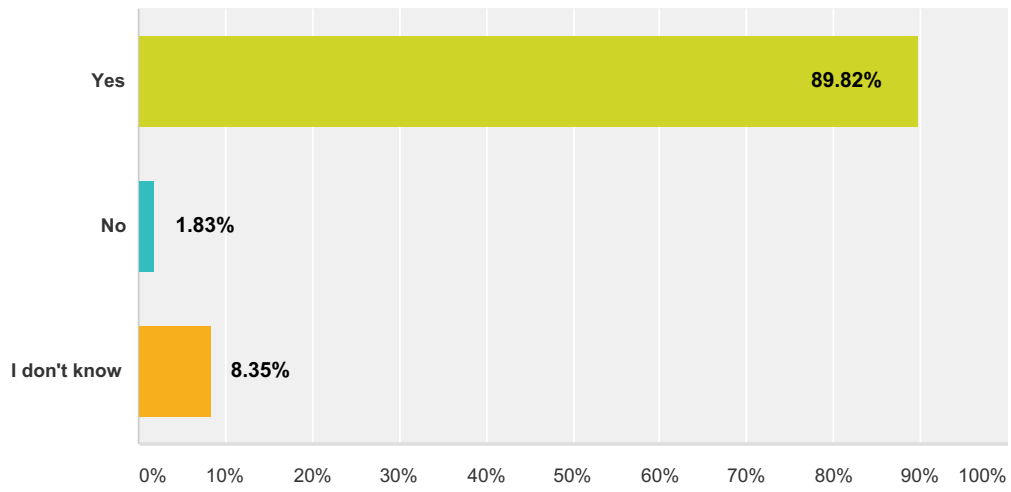
Answered: 489 Skipped: 65



Answer Choices	Responses	Count
0-1 year	4.91%	24
2-3 years	7.77%	38
4-5 years	4.29%	21
6-10 years	16.97%	83
More than 10 years	66.05%	323
Total		489

Q35 Do you expect to be a member of St. Bridget Church three years from now?

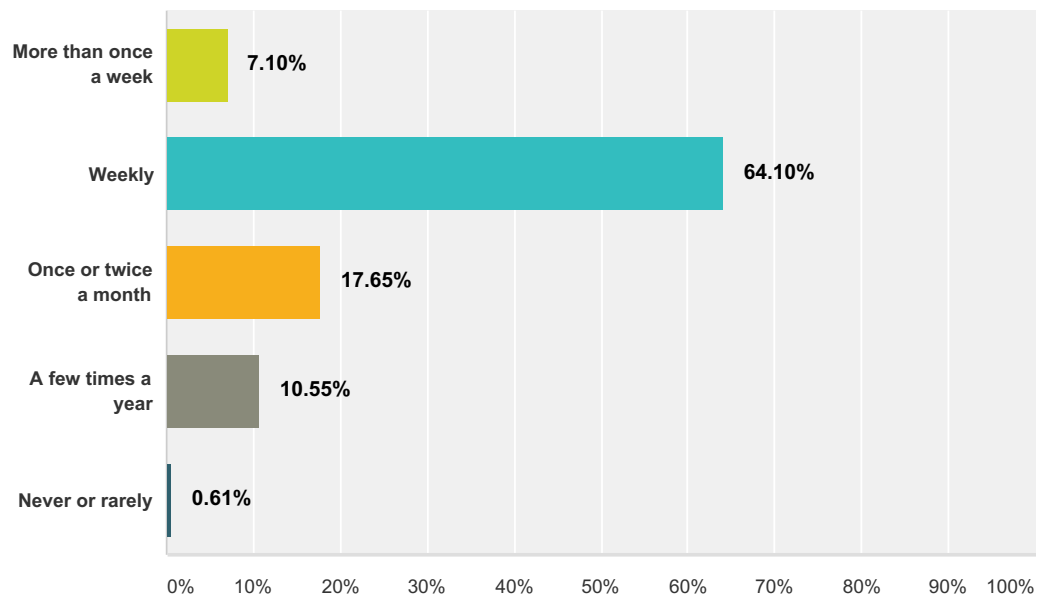
Answered: 491 Skipped: 63



Answer Choices	Responses
Yes	89.82% 441
No	1.83% 9
I don't know	8.35% 41
Total	491

Q36 How frequently do you attend Mass at St. Bridget?

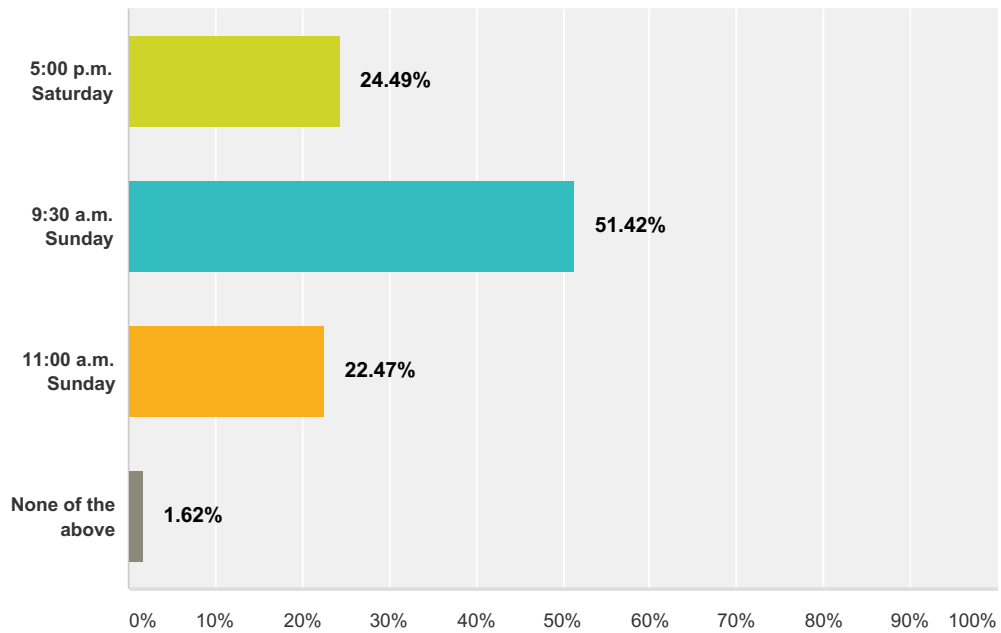
Answered: 493 Skipped: 61



Answer Choices	Responses	Count
More than once a week	7.10%	35
Weekly	64.10%	316
Once or twice a month	17.65%	87
A few times a year	10.55%	52
Never or rarely	0.61%	3
Total		493

Q37 Which Mass do you attend most frequently?

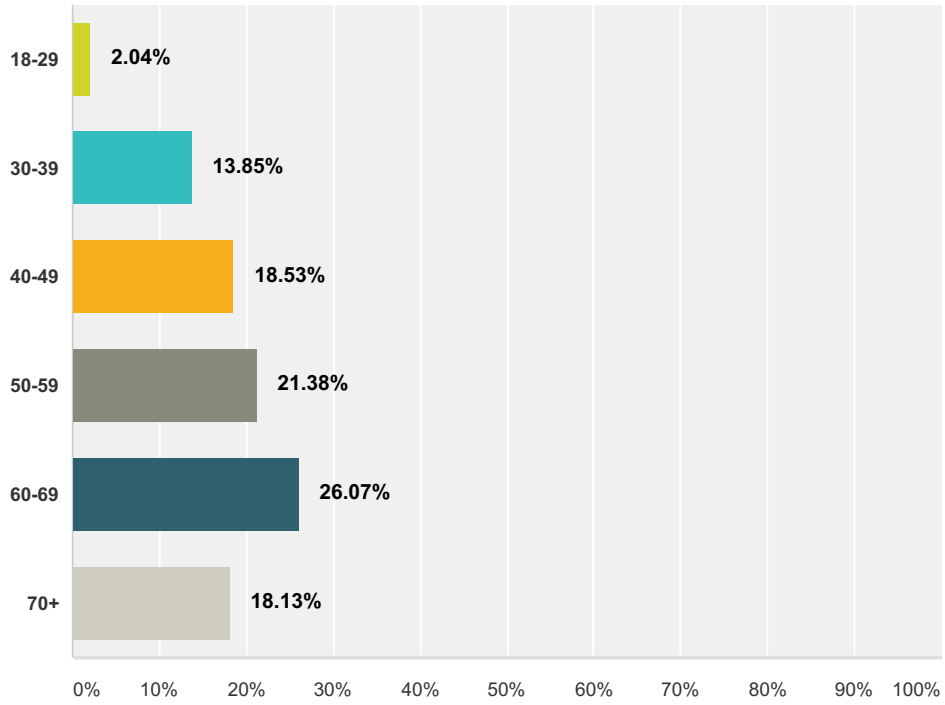
Answered: 494 Skipped: 60



Answer Choices	Responses	Count
5:00 p.m. Saturday	24.49%	121
9:30 a.m. Sunday	51.42%	254
11:00 a.m. Sunday	22.47%	111
None of the above	1.62%	8
Total		494

Q38 What is your age?

Answered: 491 Skipped: 63



Answer Choices	Responses	
18-29	2.04%	10
30-39	13.85%	68
40-49	18.53%	91
50-59	21.38%	105
60-69	26.07%	128
70+	18.13%	89
Total		491

**Q39 In general, what do you like most about
St. Bridget parish?**

Answered: 394 Skipped: 160

**Q40 In general what do you like least about
St. Bridget parish?**

Answered: 252 Skipped: 302

Q41 What would you like to see added or changed to improve the parish?

Answered: 217 Skipped: 337